

Overview of lesson

This lesson is the first of six on the theme of stories about grandparents. It will be helpful if you can read other books on this subject to enrich the children's experience and give them points for comparison. Approach the subject with sensitivity of your children's personal situations.

Activities

Introduction to the book (approx 5 minutes)

- Show the book *Oliver's Vegetables* by Vivian French and Alison Bartlett to the children. Ask the pupils what we call the person who wrote the book (author) and the person who drew the pictures (illustrator). The author is Vivian French and the illustrator is Alison Bartlett.
- Tell the class that the book is called *Oliver's Vegetables* – ensure that the children realise that the 'name' of a book is called its title. From the title, ask for suggestions as to what the story might be about. Say, 'I wonder how many vegetables you can think of', thereby checking that everyone knows what

is that you are indicating to them the desired behaviour.)

- If there was a particular part of the lesson that went well/not so well, tell them that you were especially happy/not very happy about that part and ask for their views.

Differentiation

Less challenging – pupils can answer questions about the vegetables that appear in the story. They can

describe the vegetables they eat at home or that they see at the supermarket and should be able to identify common attributes of the vegetables such as colour or shape.

More challenging – pupils can think about a variety of vegetables and identify what part of the plant we eat. They could categorise more unusual vegetables in terms of stems, leaves and roots. After they have matched the pictures of vegetables to their names they could sort the list into alphabetical order.

Evaluation

Name: _____ Date: _____

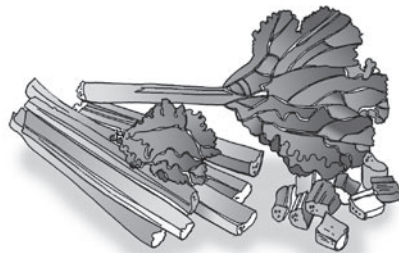
Can you find Grandpa's vegetables?

Draw a line from the picture to the right word




peas

potatoes




rhubarb

cabbage



carrots

spinach



beetroot

Draw a line from the picture to the right word

Name: _____ Date: _____

What did Oliver find?

Fill in the right words to make the sentences

**Monday, Tuesday, Wednesday, Thursday, Friday,
Saturday, Sunday.**

carrots, cabbage, beetroot, potatoes, rhubarb, peas, spinach

On M _____ Oliver found some _____



On T _____ Oliver found some _____



On W _____ Oliver found some _____



On Th _____ Oliver found some _____



On F _____ Oliver found some _____



On Sa _____ Oliver found some _____



On Su _____ Oliver found some _____

